

- ◆ Integrates AWS & PCS/GSM Bands
- ◆ 50 dB Input Isolation
- ◆ Minimal RF Insertion Loss & Ripple
- ◆ Includes Mounting Bracket
- ◆ Low PIM Guaranteed
- ◆ Up to 250 W/port Avg. Power
- ◆ Rugged, High Reliability,
- ◆ RoHS compliant



BK-74D Shown

Model Number	Assembly Type	Connector Type	Power Avg.	Weight, nom. lb. (kg)
BK-74D	Single	7-16 long	250W	8.4 (3.8)
BK-74DW	Dual	7-16 long	250W	16.5 (7.5)
BK-74N	Single	N type	100W	8.4 (3.8)

Microlab BK-74 is a Diplexer which allow combination and separation of the signals in the AWS bands 1710 - 1755 MHz and 2110 - 2155 MHz with the PCS band 1850 - 1990 MHz. To minimize band inter-reaction, the inputs are well isolated and have minimal insertion loss over their respective frequency bands.

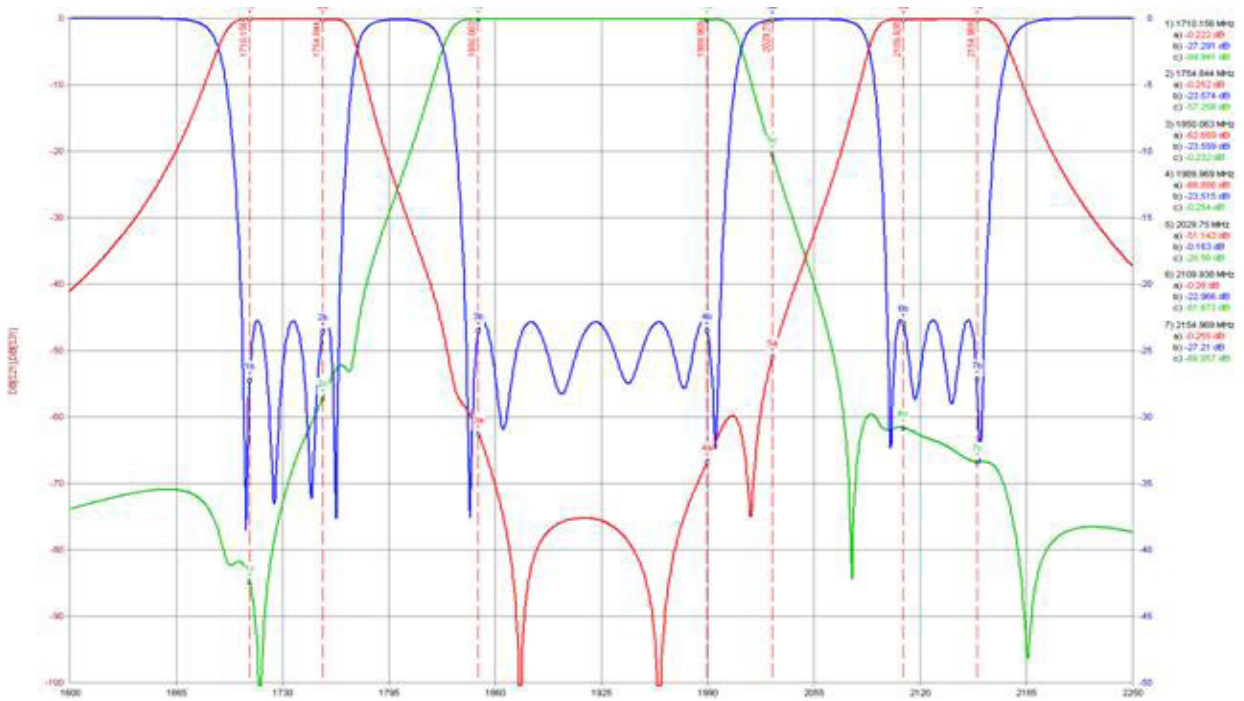
The Diplexer has been designed using passive, proprietary techniques which minimizes cost and size. At the same time it ensures minimal loss and very high reliability at input powers up to 250W per input.

Mounting brackets are included.

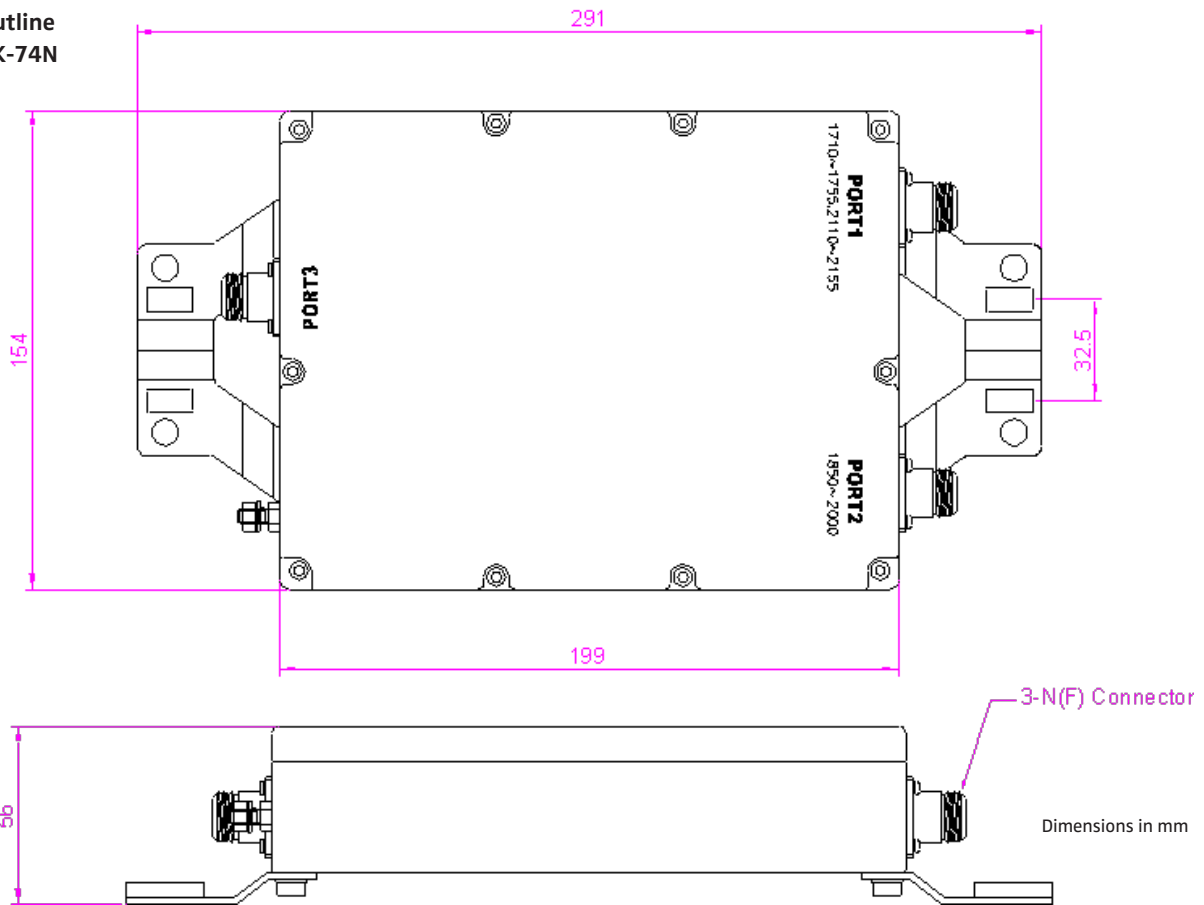
Frequency Bands:	
Port 1 - Port 3:	1710-1755 & 2110-2155 MHz
Port 2 - Port 3:	1850 - 2000 MHz
Phase Linearity:	±3° max. in any 4 MHz band
Group Delay:	10 ns max. in any 4 MHz band
Passband Ripple:	<0.4 dB in any 4 MHz band
P1:P2 Isolation:	>50 dB in band
Return Loss:	>19 dB, all ports
Passband Loss:	<0.4 dB
Intermod. Distortion:	<-150 dBc, <-155 dBc typ. (test with 2 +43dBm tones)
DC Path:	All paths
Impedance:	50Ω nominal
Peak Power:	3kW
Environment:	-40°C to +85°C, IP67
Lightning Protection:	8/20μs, 20kA 10/350μs, 3kA (port ANT)
Finish:	Connectors: N(f) or 7-16 (f) triplate Housing: Grey color epoxy coating

Note: Specifications are subject to change without prior notification.

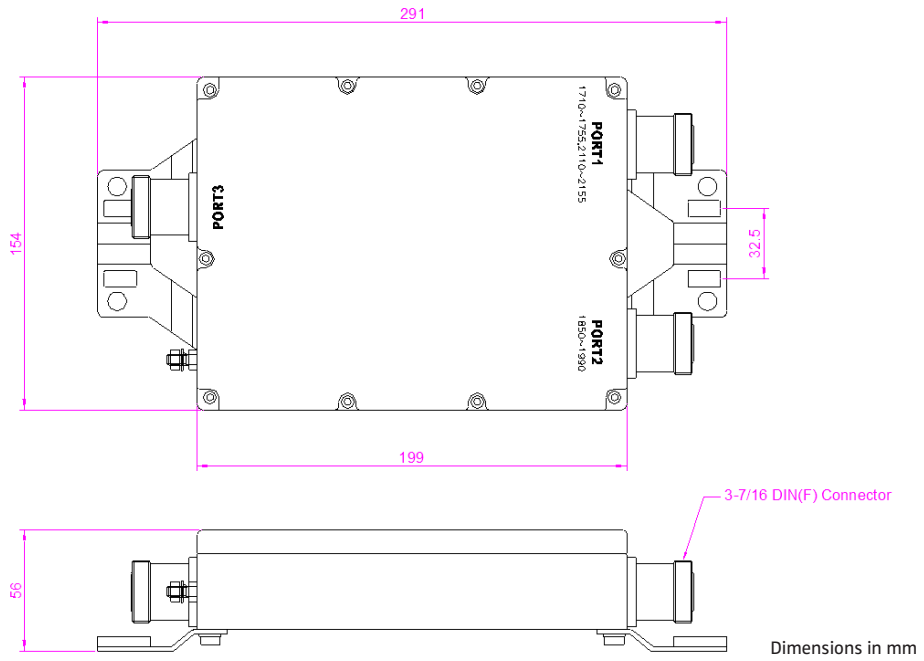
22JUN2016



Outline BK-74N



Outline BK-74D



Outline BK-74DW

