


\$ Saver Product Line

- ◆ Combines or Splits Tx and Rx Signals for 700 MHz Systems Upper Block C
- ◆ -161 dBc specified PIM
- ◆ High Isolation
- ◆ Low Insertion Loss
- ◆ Up to 200W power
- ◆ High reliability
- ◆ RoHS Compliant



Model/Connector N (f)	7-16 (f)	4.3-10 (f)
BL-37N	BL-37D	BL-37E

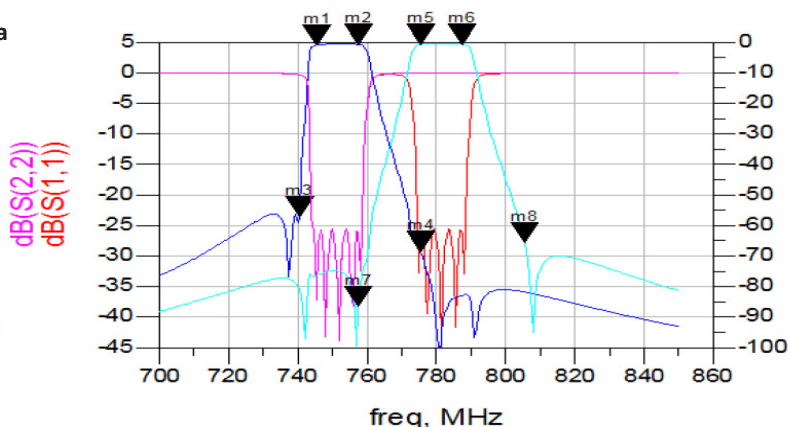
Microlab Cavity Duplexer Model BL-37 series allows combination and separation of the Tx and Rx signals in a duplex 700 MHz Upper Block C signal. Units provide high isolation, and low insertion loss.

Attention to mechanical design, ensures low loss, and high reliability. Other models available for different bands and powers.

Rx Passband:	776 - 787 MHz (Rx Port)
Tx Passband:	746 - 757 MHz (Tx Port)
Bandwidth, Tx and Rx:	11 MHz
Insertion Loss:	1.0 dB max.
Passband Ripple:	0.7 dB max.
Return Loss, all ports:	20 dB min.
PIM (Intermod):	-161 dBc (measured in Rx Block using two +43 dBm tones in corresponding Tx Block)
Input Isolation:	>60dB (between Tx/Rx bands)
Out of Band Rejection:	>55dB, DC-740 & 806-894 MHz
Power Rating:	200W avg., 5 kW peak
Impedance:	50Ω nominal
Environment:	-20°C to +65°C, IP64
Finish: Connectors:	Triplate
Housing Finish:	Silver plated aluminum
Weight, nom:	8.5 lb., 3.8 kg

Simulation Data

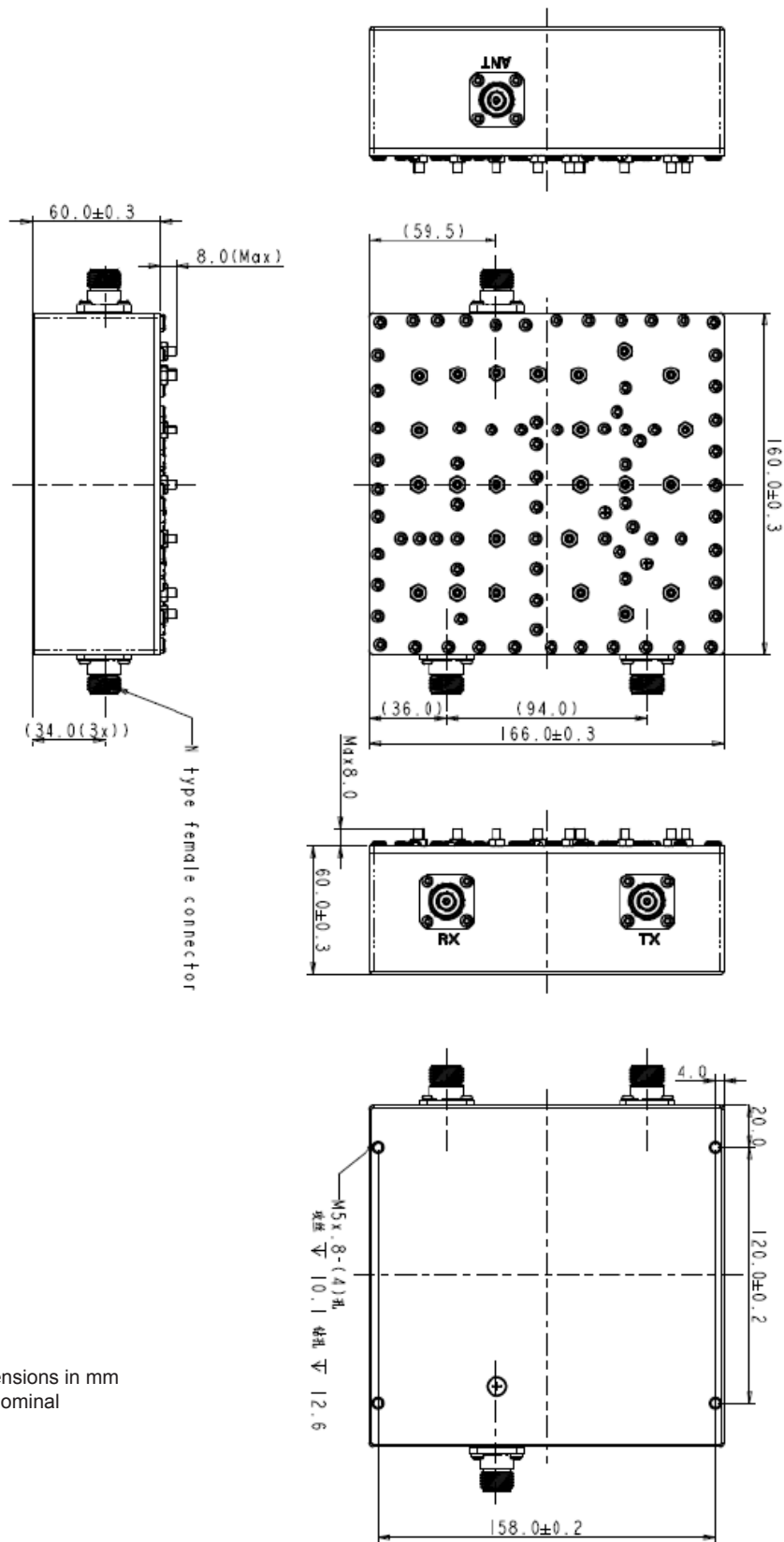
m1	freq=745.5MHz dB(S(2,1))=-0.896
m2	freq=757.5MHz dB(S(2,1))=-0.655
m3	freq=740.5MHz dB(S(2,1))=-57.056
m4	freq=775.5MHz dB(S(2,1))=-68.492



m5	freq=775.5MHz dB(S(3,1))=-0.640
m6	freq=787.5MHz dB(S(3,1))=-0.625
m7	freq=757.5MHz dB(S(3,1))=-86.469
m8	freq=805.5MHz dB(S(3,1))=-65.700

Note: Specifications are subject to change without prior notification.

18NOV2015



All dimensions in mm
nominal