

### \$ Saver Product Line

- ◆ Resistive Film Load
- ◆ 1W & 2W standard
- ◆ VSWR to 1.15:1
- ◆ High Peak Power
- ◆ RoHS compliant, most to IP67
- ◆ For wireless and general applications

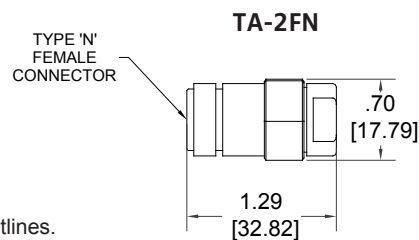
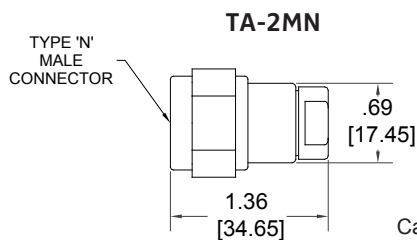
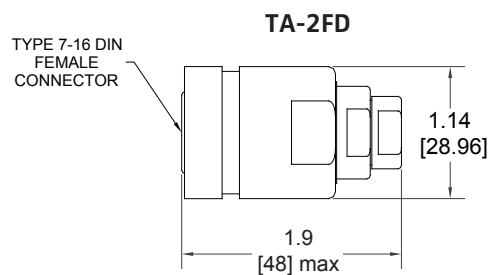
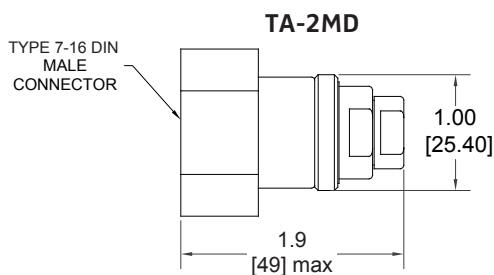


Microlab TA series terminations are low power coaxial loads, which operate from DC to up to 4 GHz depending on the model. Each has been designed with a resistive film terminating element, contained within a carefully matched coaxial housing.

Standard connectors are SMA, N, 4.1-9.5 (Mini) DIN, 4.3-10 and 7-16 DIN.

Impedance: 50Ω nominal  
 Environment: -10 to +50°C\*  
 Finish Housing: Passivated Aluminum  
 Connectors: Silver or Triplate except SMA Gold plated  
 \*Derate power by -1.5%/°C above 50°C

Part Number	Connector Type	IP Rating	Band GHz	Max. Power Avg*	Max. Power Peak	Max. VSWR at frequency of	Max VSWR at max freq	Length/Wt. nom in (mm)	oz. (g)
TA-1FF	SMA(f)	-	DC-2.5	1W	1kW	1.15:1 at 2.0 GHz	1.20:1	0.5 (13)	0.2 (6)
TA-1MF	SMA(m)	-							
TA-2MC	4.1-9.5(m)	IP67	DC-4.0	2W	2kW	1.15:1 at 2.0 GHz	1.25:1	0.8 (20)	2.1 (60)
TA-2MHE	4.3-10(hex m)	IP65	DC-4.0	2W	2kW	1.15:1 at 2.0 GHz	1.25:1	0.8 (20)	1.0 (29)
TA-2FN	N(f)	IP67	DC-3.0	2W	2kW	1.15:1 at 2.0 GHz	1.15:1	1.2 (31)	1.7 (47)
TA-2MN	N(m)	-						1.4 (36)	
TA-2FD	7-16(f)	IP67	DC-3.0	2W	2kW	1.15:1 at 2.0 GHz	1.15:1	1.9 (48)	4.2 (117)
TA-2MD	7-16(m)	IP67						1.9 (49)	



Call for other outlines.

08FEB2016